

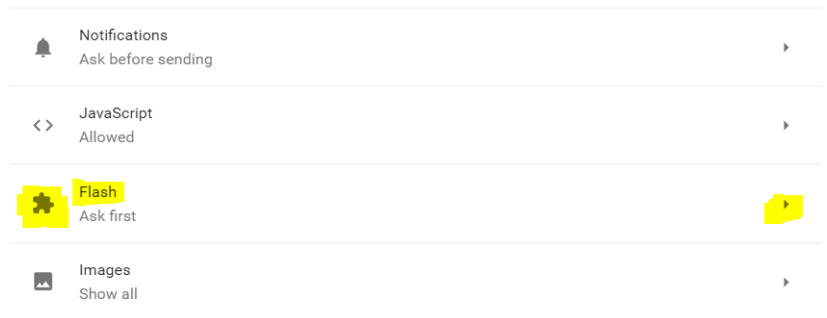
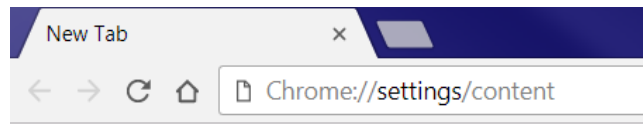



Google Chrome

1. Open Google Chrome and type **Chrome://settings/content** into the URL box and press enter.
2. Click the arrow next to the Flash option.
3. If you have **Block sites from running Flash**, move the switch to the right to **Allow sites to run Flash**.
4. Make sure the **Ask first** switch is on to the right.




5. In the **Allow** section click **Add** on the right side.



6. Add the following sites
[*.]intermountain.net
[*.]intermountainhealthcare.org
[*.]intermountainphysician.org

(Make sure there are no extra spaces before or after the site.)



7. Click **Add** and **Close the tab**.

8. Reload the video page and video should now play.

Safari

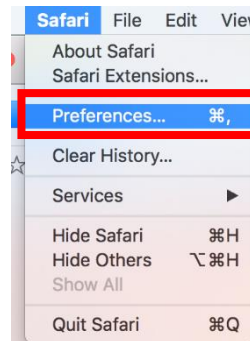
1. Open **Safari** OR **Close** all Safari Tabs.



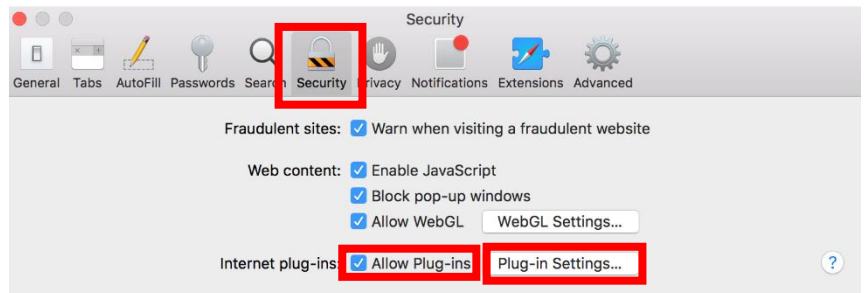
2. Click on **Safari** on the **Menu Bar** on top



3. Click on **Preferences**.



4. Click on **Security**.



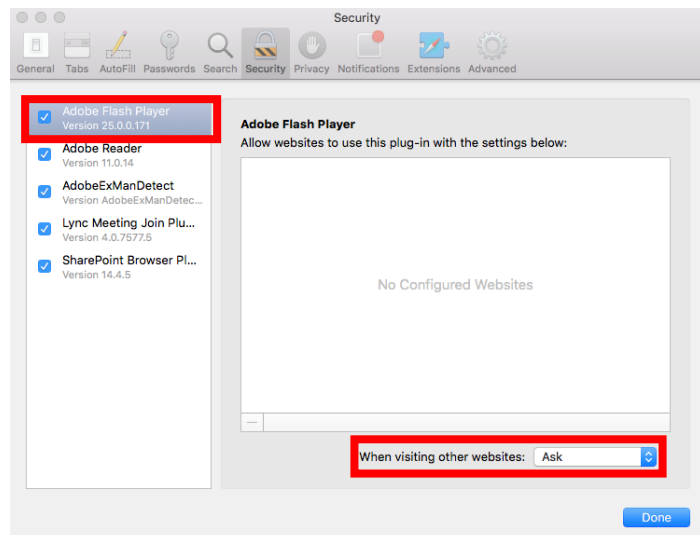
5. Verify the **Allow Plug-ins** is checked.

6. Click on **Plug-in Settings** button.

7. Verify **Adobe Flash Player** is selected on left side.

If it's off, click the box next to it so that **box is checked**.

8. Verify the **When visiting other websites** drop down menu is selected to **Ask**.



9. Click **Done** and **Exit** out of dialog windows.

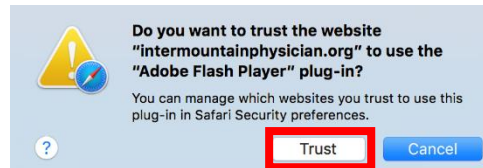
Ambulatory Clinic Overview

10. **Reload** the video page.

Flash blocked for this website

11. Click on **Flash blocked for this website**.

12. Click **Trust**.



Ambulatory Clinic Overview



13. Video should play now

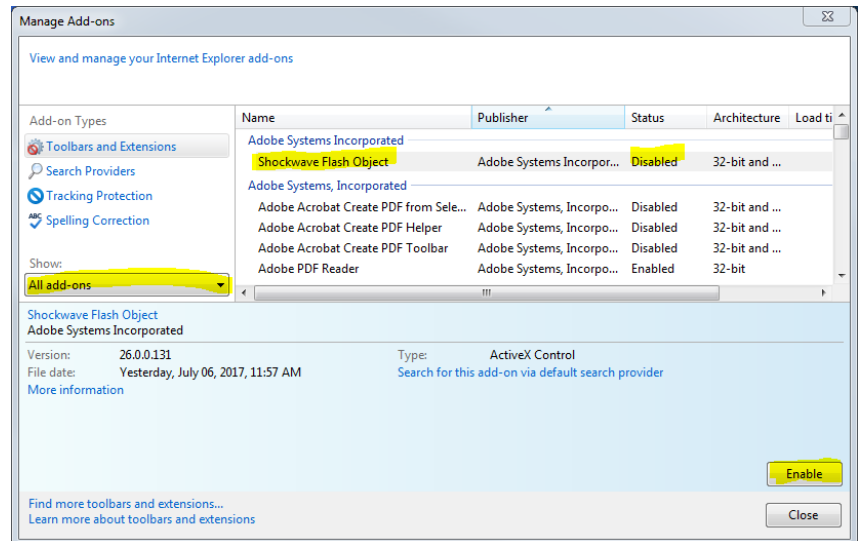
Internet Explorer

1. Open Internet Explorer.
2. Click the **gear icon** in the top right hand corner and select **Manage Add-ons** to open the Add-ons window.



3. Under **Show:**, click the drop down menu and select **All Add-Ons**.
4. Locate the Adobe Systems Inc. **Shockwave Flash Object** component and verify the Shockwave Flash Object plug in is **Enabled**.

If not click the Enable button in the bottom right.



5. Double-click the **Shockwave Flash Object** component.
6. Verify the **approved websites** contains an **"*"**.

If not click the **Allow on all sites** button and the **"*"** should now appear.

7. Click **Close** and **Close** again to Exit dialog windows.
8. Reload the video page and video should now play.

